



# CMAS

CONFÉDÉRATION MONDIALE  
DES ACTIVITÉS SUBAQUATIQUES

WORLD UNDERWATER FEDERATION

## FINSWIMMING

## CMAS RULES

Version **2024/01**

**(E-vote#82-19/12/2023)**

In force as from **01/01/2024**

# CMAS Finswimming Rules

Version 2024/01

## CONTENTS

<b>1. Definition</b> .....	3
<b>2. Technical Regulations</b> .....	3
<b>3. CMAS Championship and Competitions</b> .....	9
<b>4. Regulations for the Swimming-Pool Setup</b> .....	11
<b>5. Automatic Timing and Classification Equipment</b> .....	12
<b>6. Characteristics of the Automatic Timekeeping System</b> .....	14
<b>7. Open Water Field</b> .....	15
<b>8. Competition Procedure</b> .....	16
<b>9. Board of Judges and Competition Managements</b> .....	21
<b>10. Finswimming Records</b> .....	25
<b>11. Appendix CMAS Finswimming Rules</b> .....	27



# 1. **DEFINITION**

By "Finswimming", we mean the progression with a Monofin or with two fins either on the surface or underwater, using the swimmers' muscular force only. The use of support or any mechanism, even muscle-powered, is not permitted in competition.

# 2. **TECHNICAL REGULATIONS**

## 2.1. AGE GROUPS

2.1.1 § Point 7. of CMAS Procedures – Competitions for age categories.

2.1.2 The age groups are the following:

a) "SENIOR"

- A: 18 years and over

b) "JUNIOR":

- B: 16 - 17 years
- C: 14 - 15 years
- D: 12 - 13 years
- E: 11 years or less (Pre-competition group)

c) "MASTERS": individual age group

M30+: 30 - 39, M40+: 40 - 49, M50+: 50 - 59  
 And so on, with ten-year groups as high as necessary.

"MASTERS": relay age group

	Sum of age (from-to)	
R140	140	179
R180	180	219
R220	220	259
R260	260	+

2.1.3 Pool competitions can be held over any distance, for individual and relay events, for men and women.

2.1.3.1 No competitions are allowed over a distance than 50 m apnoea and no apnoea competition are permitted for athletes of Cat E.

2.1.4 Open water: Competitions can be held over any distance with the condition that the total safety of swimmers is guaranteed.

2.1.5 Relays:

2.1.5.1 By category: The four relay members are from the same sex and use only authorised equipment, monofin or bi-fins, depending on the event monofin or Bi Fins.

2.1.5.2 X: (Mixed): two males and two females compose the relay team and use the only authorised equipment, monofin or bi-fins, depending on the event monofin or Bi Fins. The starting order will be man - woman - man - woman.

2.1.5.3 SB: two women, one in authorised Bi-Fins and one in Monofin (or Bi Fins authorised or not) and two men in the same configuration. The starting order will be man BF - woman BF - man SF - woman SF.

2.1.6 The minimum age required to participate in the Competitions and Championships CMAS is specified below.

**2.1.6.1** Under **12 years**, the athletes may compete in competitions and meetings registered in the CMAS Calendar only if events and classification for Cat E are specified in the specific rules. One athlete of Cat E can't compete in a higher category in individual events.

**2.1.6.2** **12 years** to participate in the World Cup

**2.1.6.3** **14 years** to participate at World, Continental or Zone Junior Championships

**2.1.6.4** **15 years** to participate in the World Cup (to be classified in the senior category) and World, Continental or Zone Senior Championships.

**2.1.7** Master's competition.

**2.1.7.1** During CMAS Master's competitions and championships, swimmers must swim exclusively in their age category.

**2.1.7.2** All members of a Masters relay must belong to the masters category i.e. be at least 30 years old.

**2.1.7.3** A master swimmer may participate in only one relay per session.

## **2.2. SWIMMING TECHNIQUE IN SWIMMING-POOL**

### **2.2.1 Surface Finswimming (SF)**

**2.2.1.1** The swimming style is unspecified.

**2.2.1.2** Immersion is only permitted over 15 meters after the start and after each turn. The snorkel or the swimmer's head must go out from the water before the end of the 15- meter zone.

**2.2.1.3** Outside the 15-meter zone, a part of the swimmer or the equipment must always emerge from the water surface.

**2.2.1.4** To distinguish between surface and apnoea, all swimmers must use a snorkel for breathing all the time for all the distances.

### **2.2.2 Apnoea Finswimming (AP)**

**2.2.2.1** The immersion in apnoea is only permitted in swimming pools (indoor or outdoor). The Judge must be able to follow visually the movement of the swimmer.

**2.2.2.2** The snorkel is not permitted.

**2.2.2.3** The swimming style is free.

**2.2.2.4** While in apnoea, the face of the swimmer must be submerged during the whole distance.

**2.2.2.5** If electronic time equipment is used, the swimmer must touch the finish touchpad.

**2.2.2.6** If the 50-meter apnoea is swum in a 25-meter pool, the swimmer must touch the wall with a part of the body or the fin when turning.

### **2.2.3 Immersion Finswimming with breathing apparatus (IM)**

**2.2.3.1** For underwater disciplines with breathing equipment, only compressed air sub-aqua equipment is allowed.

**2.2.3.2** In underwater swimming with compressed air breathing apparatus, the swimming style is free.

**2.2.3.3** The way to carry the equipment used is free.

**2.2.3.4** It is not allowed to change or abandon the breathing apparatus during the competition.

**2.2.3.5** The face of the swimmer must be submerged during the whole distance.

**2.2.3.6** If electronic timing equipment is used, the swimmer must touch the finish touchpads.

**2.2.3.7** The breathing equipment must at no time touch the swimming pool walls or the finish touchpads. Abuse will lead to disqualification.

## **2.2.4 Bi-Fins (BF) (see 11.6)**

**2.2.4.1** The swimming style is crawl swimming with a snorkel for breathing all the time at all distances.

**2.2.4.2** Dolphin swimming is allowed only within the 15-meter zone after the start and each turn.

**2.2.4.3** Immersion is only permitted over 15 meters after the start and after each turn. The snorkel or the swimmer's head must go out from the water before the end of the 15-meter zone.

**2.2.4.4** For the start, the fins of the swimmer must be positioned on a parallel line at the front of the starting block.

## **2.3. FINSWIMMING IN OPEN WATER (OW)**

**2.3.1** Underwater Swimming is not permitted in open water competition.

**2.3.2** It is specified that in open water, the swimming style in Bi Fins is free.

**2.3.3** The use of a snorkel is mandatory in all events (except for the cases covered by point **2.4.2**)

**2.3.4** In the case of underwater swimming, the style judge shows a yellow card as a warning. If the style judge notices the transgression again, he shows the swimmer a red card that informs him of his disqualification and obliges him to stop and go out of the water. During relay events in Open Water, this rule applies to each member of the team.

**2.3.5** A swimmer who is deliberately obstructing another swimmer is shown a yellow card. If this is repeated the swimmer is shown a red card and is disqualified.

**2.3.6** Unfair and violent behaviour during Open Water events is punishable by a direct red card. Reasons justifying such a decision are: a direct blow to the athlete's body or equipment. Also pulling backwards or in another direction the athlete's body or equipment.

## **2.4. SPECIFIC POINTS FOR MASTER'S COMPETITION**

**2.4.1** The start can be taken from the starting block or the pool's edge or into the water from the wall.

**2.4.2** If the athlete has a problem using the snorkel, he's allowed to start or swim without this equipment and all items under 2.2 about the snorkel do not apply.

**2.4.3** Point 8.1.4.5 does not apply to Master's competitions.

## **2.5. EQUIPMENT AND RESTRICTION**

**2.5.1** Equipment allowed for Surface Finswimming (SF), Apnoea Finswimming (AP) and Immersion Finswimming (IM) competition in swimming pools and in open water OW:

**2.5.1.1** The fin comprises only a blade and fixed footpieces.

**2.5.1.2** Bi-fins are allowed without any restriction as to the dimensions and the material.

**2.5.1.3** Neoprene shoes/boots are forbidden whatever the length "a" (Figure 3a). Protections of the foot in neoprene or plastic are authorised (Figure 3b).

#### 2.5.1.4 Monofins

All monofins need certification by CMAS (see 11.7).

The technical requirements to certify Monofins are in appendix 3 of the contract signed with Monofins producers.

Certified fins are obligatory for:

- Participation in CMAS championships, World Cup and international competitions
- Certification for records with monofins

On each monofin, the CMAS sticker provided to the manufacturers must be stuck on the blade before selling. Thus, the homologation of the Monofin is certified.

Manufacturers make sure the sticker is properly glued to the top of the blade and use glue that allows the sticker not to peel off over time with the wear of the material.



Figure 1

#### 2.5.2 Equipment allowed in swimming pool and open water for Bi-Fins (BF) events:

**2.5.2.1** All Bi-fins need certification by CMAS. The list and visual are in appendix 1 (see 11.5), and technical requirements are in the document 'Swimsuits & Bi-Fins certification process'.

**2.5.2.2** Certified fins are obligatory for:

- Participation at bi fins races in CMAS championships, World Cup and international competitions
- Certification for records with bi fins

**2.5.2.3** No protuberances or different materials may be applied to fins for altering the efficiency.

**2.5.2.4** The fins must be used as sold. It's strictly forbidden to modify the fins (e.g. cutting and pasting the rear tongue of the fin).

**2.5.2.5** No material may be inserted into the foot pocket.

**2.5.2.6** To fix the bi-fins to the ankles exclusively in three directions (sole, ankle front and backside), fixing rubber can be used, produced originally by the manufacturer and available in markets and big distribution.





Figure 2



Figure 3a



Figure 3b

### 2.5.3 Other equipment allowed in pools and open water:

**2.5.3.1** Goggles or masks serving only to protect the eyes and improve vision in the water.

**2.5.3.2** For Surface Finswimming (SF), Open Water (OW) and Bi-fins (BF) competition: Snorkels only for breathing and without fairing (see the picture). Only snorkels with a circular section with a minimum internal diameter of 15 mm (fifteen millimetres) and a maximum internal diameter of 23 mm (twenty-three millimetres) are permitted.

The minimum length of 430 mm (four hundred thirty millimetres) and a maximum overall length of 480mm (four hundred eighty millimetres) are permitted. The top end of the snorkel may be cut obliquely or with a round lip, but the length is measured up to the highest point.

The length of the snorkel must be measured in the interior of the tube.

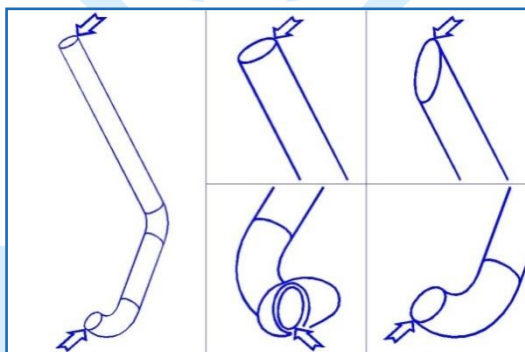


Figure 4

**2.5.3.3** The goggles, masks and snorkels must not have attachments serving any purpose other than the functions listed above.

**2.5.3.4** Immersion Finswimming with compressed-air breathing apparatus:

- a) Only compressed air without oxygen enrichment is allowed
- b) For pool competitions, the minimum volume of a compressed-air cylinder (bottle) is litres 0.4 (zero point four litre) and for 200 and 400 meters immersion the minimum volume of a compressed air cylinder (bottle) is 1.0 liters (one point zero liters).
- c) The maximum filling pressure for the compressed-air cylinders cannot exceed 200 bar (20 MPa).
- d) When a cylinder with a flat bottom is used, adding a rounded bottom, which does not exceed the radius of the cylinder, is allowed
- e) All cylinders must have passed a hydrostatic test less than 2 years before the competition, or even less if required by the local legislation.
- f) Each cylinder must be presented empty during the checking meeting before the competition.

**2.5.3.5** Auxiliary equipment: (see 11.6)

- a) The swimmers must appear in decent sportswear: for men bathing short trunks

(fig. 5); for women - regular swimsuits (fig. 6) or two pieces' normal swimsuit (fig. 7). It is allowed to use competitive swimsuits full body or pant (fig. 8) or knee suits (fig. 9), or full body swimsuits covering legs and arms (fig. 10) only homologated by CMAS and with proper logos. All bathing clothes must not affect the natural buoyancy of the swimmers. Only one sportswear is allowed.

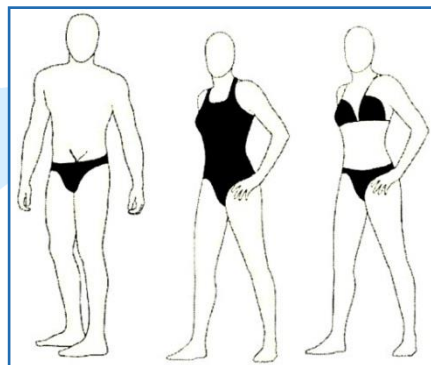


Fig. 5

Fig. 6

Fig. 7

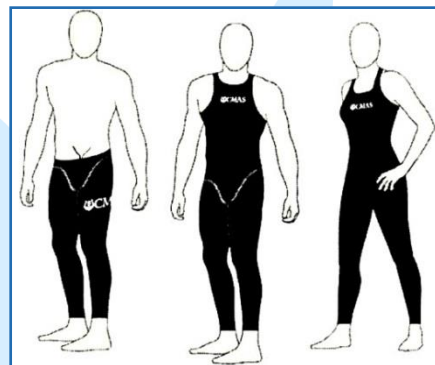


Fig. 8

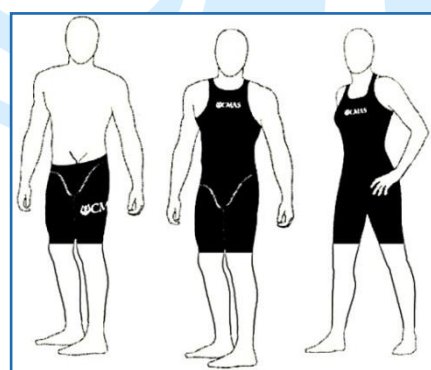


Fig. 9

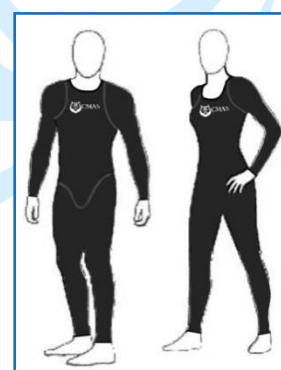


Fig. 10

- b) For open water competitions, equipment of a) above and neoprene wet suits may be used; trousers and jackets, one-piece or two-pieces. Using competitive swimsuits long gown or skirt (enlarging the surface of the swimmer) is not allowed. Other auxiliary equipment or buoyancy devices are not allowed in any case.
- c) One or two swim caps are authorised.

- 2.5.4** The wearing of advertising slogans on the fins and compressed air tanks during international competitions and championships is allowed without restrictions. Advertising slogans are tolerated on the swimmers' sportswear. However, it is stressed that during international championships, the swimmers must present themselves at the different ceremonies (like awards ceremony) in the official dress of their national team.
- 2.5.5** The swimmers with not conform equipment won't be admitted to the starting block. If the irregular equipment is found out after the end of the race, the swimmer is disqualified.
- 2.5.6** Any new equipment must be presented for agreement to the Finswimming Commission and has to be approved by the BoD before being used in competition.
- 2.5.7** Other auxiliary equipment

No material except a timekeeping system and a Mat as in fig. 11 (in microfiber or silicone) can be positioned on the surface of the starting block. The Finswimmers can't place anything on the surface of the starting block.





Figure 11

**2.5.7.1** Carrying a watch or any other similar device is forbidden for swimming pool competitions.

**2.5.7.2** Any kind of tape on the body is not permitted. This rule means that tape should not be allowed if it provides any kind of competitive advantage to a swimmer regardless of any medical reason. One of the more common types of taping is known as Kinesio-taping. Although there may be a valid medical reason for using it, it **is** thought to provide the swimmer with a competitive advantage and shall not be allowed).

### **3. CMAS CHAMPIONSHIP AND COMPETITIONS**

#### **3.1. CLASSIFICATION OF THE COMPETITIONS**

**3.1.1** Two different kinds of competitions:

- Swimming-pool Competitions
- Open Water Competitions

**3.1.2** CMAS Championships and Competitions:

##### **3.1.2.1 Cat A**

- World Championships
- Continental and zone Championships

##### **3.1.2.2 Cat B**

- World Cups (seniors, juniors, masters)
- European Cup Group C and D.
- Finswimming University Competitions.

##### **3.1.2.3 Cat C**

- All other events registered in the CMAS calendar

**3.1.3** Also:

- World Games (organised by IWGA)

#### **3.2. DOPING REGULATIONS**

**3.2.1** All CMAS Finswimming Championships and competitions are organised following the WADA Antidoping Rules and the CMAS Antidoping Rules.

#### **3.3. WORLD AND CONTINENTAL SWIMMING-POOL CHAMPIONSHIPS**

**3.3.1** World and Continental Championships are organised every two years alternatively:

- World championships (seniors & juniors): even years ('16, '18, '20, etc.)
- Continental championships (seniors & juniors): odd years ('17, '19, etc.)

**3.3.2** The championships must be held in officially approved swimming pools

- 3.3.3** In the World and Continental Swimming-pool Championships (seniors & juniors):
- a) Each country may enter no more than two (2) swimmers for each distance and one (1) relay team.
  - b) The process of entries of the athletes in the events follows the current Rules of Finswimming and the "Procedures and Obligations".
  - c) The qualifying heats are scheduled in the morning and finals in the afternoon.
  - d) 400 IM, 800 SF and 1500 SF, are scheduled with slow heats in the morning and fast heat in the afternoon (direct final).
  - e) For this reason, for events concerned by e), the National Federations send to the CMAS HQ the official protocols of all national selection competitions in delay maximum of two weeks after the competitions (in one of the three CMAS languages). Thus, the times of enrolments of the swimmers will be checked for CMAS championships. If the protocols are not transmitted **in** before this deadline, the corresponding enrolments are cancelled, and the athletes are engaged with time 59:59.99.
  - f) Program of the Championship (see 11.10)

### **3.4. WORLD AND CONTINENTAL OPEN WATER CHAMPIONSHIPS**

- 3.4.1** Each country may enter not more than four (4) swimmers for each distance and one (1) relay team by category. For the elimination race each country may enter not more than two (2) swimmers for each distance and one (1) relay team by category.
- 3.4.2** If the relay team is mixed, it's necessarily composed of two female athletes and two male athletes. The starting order is fixed by 2.1.5.2 and 2.1.5.3 and the composition is decided by the team leader.
- 3.4.3** The Open Water Championships are scheduled as follows:
- 3.4.3.1** The categories Juniors and Seniors are scheduled in the same place and at the same time.
- 3.4.3.2** The Master's Open Water Championship is scheduled at the same place but just after the categories Juniors and Seniors.

**3.4.4** The use of Automatic or Semi Automatic Timekeeping System for Open Water championships is mandatory.

**3.4.5** Program of the Championships (see 11.8)

**3.4.5.1** The operational organisation of 4x150m Multiple Relay (See point 11.9)

### **3.5. MASTERS CHAMPIONSHIPS**

**3.5.1** The CMAS Master's Finswimming Championships will include the following events.

**3.5.1.1** In swimming-pool:

- Individual: 50m AP, 50m BF, 50m SF, 100m BF, 100m SF, 200m BF, 200m SF, 400m SF, 400m BF, 800m SF.
- Relays: 4x50m SF, 4x100m SB Mixed.
- The number of enrolments is limited to six (6) for individual races.
- Program of the Championship (see 11.10)

**3.5.1.2** In Open Water:

- Individual: 1 km BF, 1 km SF, 3 km BF, 3 km SF.
- Relay: 4x1 km SB Mixed.

- Number of enrolments is free for individual races and in relays for each participant. (Rule 2.17.4 always applies).

#### 3.5.1.3 Teams:

- The participants shall register only individually or as persons representing clubs. No swimmer or team may be designated as representing a country, but a label of Federal Team is authorized.
- Since federal or club teams are not national ones, a club or a federation can present more than one relay teams in each age group.
- Program of the Championship (see Appendix)

### 3.6. WORLD CUP SWIMMING-POOL AND WORLD CUP OPEN WATER

3.6.1 See the "Appendix CMAS World Cup Rules.

3.6.1.1 CMAS World Cup is organised every year.

3.6.1.2 **USA specification:** The program of competitions is adapted because immersion events are not authorised in the USA.

### 3.7. CMAS JUNIORS WORLD CUP

3.7.1 See the "Rules CMAS Juniors World Cup" enclosed.

### 3.8. CMAS MASTER'S WORLD CUP

3.8.1 See the "Appendix CMAS Master's world Cup Rules" enclosed.

3.8.2 The CMAS General Rules and CMAS Finswimming Rules are applied. The CMAS Master's World Cup can be held in a 25 m Swimming Pool with a width minimum of 12m (6 lanes). No records are homologating if the competition is held in a 25m swimming pool.

### 3.9. WORLD GAMES (ORGANISED BY IWGA.)

3.9.1 The events, modalities of selection and participation for in this multi-event competition are defined in Appendix 4.

### 3.10. CMAS WORLD RANKING

3.10.1 The results (time) of the swimmers who participate in the CMAS Finswimming Championship and CMAS Finswimming World Cup rounds create the CMAS World Ranking.

3.10.2 The World Ranking concerns the categories Senior and Junior.

## 4. **REGULATIONS FOR THE SWIMMING-POOL SETUP**

4.1. For CMAS championships, the pool must satisfy the following conditions:

- Length: 50 meters.
- Width: minimum 21 meters.
- Depth: minimum 1,80 meters.
- Starting blocks must be installed on the two ends of the pool.

4.2. When electronic touchpads are installed at the start and turn ends of the pool, the pool length between the two pads must be no shorter than 50 meters.

4.3. Concerning the nominal length of 50 meters, a tolerance of plus 0,03 and minus 0,00 meters on the two end walls is permitted, measured from 0,3 meters above to 0,8 meters below the water surface. An engineer or some other official appointed or approved by the federation of the hosting country certifies these measurements.

The tolerances cannot be violated when the electronic pads are installed.

- 4.4. The end walls must be parallel, forming right angles with the swimming trajectory and the water surface. They are constructed from a solid material with a non-skid surface extending to 0,80 meters under the water surface, permitting the swimmers to touch it and push it without danger.
- 4.5. Resting boards projecting on the pool walls are allowed. They must be situated at a minimum of 1,20 meters below the water's surface and may have a width of 10 to 15 centimetres.
- 4.6. Overflows can be placed on the four walls of the pool. If the overflows are placed on the end walls, they must allow the electronic pads to be fixed at the required height of 0,3 meters above the water surface. They must be covered by a grate or by an adequate screen. Adjustable closing valves must equip all overflows so that the water is maintained at a constant level.
- 4.7. The lanes must have a width of at least 2,5 meters with at least 2 spaces of 0,2 meters outside the first and last lane. There must be a minimum of 8 lanes.
- 4.8. Lane markers must cover the whole length of the lane and be fixed by hooks embedded on the end walls. Each lane marker must be made of buoys placed from one end to the other, with a minimum diameter of 0,05 meters and a maximum of 0,15 meters. More than one lane marker between each lane is not permitted. The lane markers must be stretched tight.
- 4.9. Starting blocks must be firmly fixed with no springboard effect. The height of the starting block over the water surface must be from 0,5 to 0,75 meters. The surface must be at least 0,5 per 0,5 meters and covered by a non-skid material. The maximum slope should not exceed 10°.
- 4.10. Each starting block must be numbered on all four sides in a clear, visible way. Lane number 1 must be on the right-hand side when facing the pool from the starting end.
- 4.11. Water temperature must be between 25 and 28 degrees during the competition. The water of the pool must be kept at a constant level, without observable currents. To observe hygiene regulations in force in most countries, the water circulation is authorised, provided there is no formation of current or waves.
- 4.12. The marking of the lanes must be of a dark colour with contrast to the pool sides. The marking lines on the bottom of the pool at the centre of the lanes must have a width minimum of 0,2 meters, a maximum of 0,3 meters for a length of 46 meters for pools of 50 meters length. Each lane marking line must end at 2,0 meters from the pool's end walls with a distinct perpendicular line of 1-meter in length and of the same width as lane lines. The finishing lines must be placed on the end walls or the electronic pads, at the lane centre, and the same width as the lane lines. They must extend with no interruption from the edge of the pool to the bottom. A perpendicular line of 0,3 meters must be placed at 0,25 meters under the water's surface, measured from the centre of the perpendicular line.
- 4.13. The 15 meters areas are marked with a 20 centimetres wide strip that must be fixed on the swimming pool floor, 15 meters away from each end of the start and turning wall, and a mark in the same position a minimum one meter above the water surface.
- 4.14. No smoking shall be permitted in any area designated for swimmers at all competitions, either before or during the competitions.

## **5. AUTOMATIC TIMING AND CLASSIFICATION EQUIPMENT**

- 5.1. The automatic or semiautomatic timing and classification system records the race time of each swimmer and determines his/her place. The classification and the timing must be made with a precision of two digits after the point (1/100 of a second). The place and



the resultant times prevail upon the decisions of the timekeepers. The equipment installed must not hinder the starts, the turns of the swimmers, or the overflow system's functioning.

- 5.2.** When 1/1000 is used, the third digit shall not be recorded and not used to determine the places. In the event of equal times, all swimmers who have recorded the same time at 1/100 second shall obtain the same place. When an electronic spectator scoreboard is used, time should be shown only to 1/100 of a second.
- 5.3.** Any time measurement made by the timekeepers is considered manual time. Three official timekeepers per lane must ensure the manual timing. All timing must be certified as exact and approved by the Chief Judge.

A manual timing must be recorded at 1/100 seconds. If no automatic equipment is used, the official manual timing must be determined as follows:

- If two (2) of the three chronometers show the same time and the third shows a different time, the two timers recording the same time will be official.
  - If three (3) chronometers show different times, the chronometer showing the intermediate time is official.
  - If the time is registered only by two timekeepers, the official time is the average of the two.
- 5.4.** Suppose the automatic equipment is not functioning correctly and does not record the placing or the time of one or more swimmers in a heat. In that case, it is necessary to record all the times and places taken by the equipment and record all the times and places determined by the judges.
- 5.5.** To determine the official placing in heat, the time given by the automatic equipment is considered official. If the equipment is defective, the swimmers' official times are determined by manual timing. In this case, the protocol must note 'manual'.
- 5.6.** The relative order of all the swimmers whose placing has been determined by the equipment remains unchanged. If the equipment gives the time of a swimmer but fails to give his relative placing, the latter is determined by comparing the swimmer's time with the other swimmers' times taken by the equipment. If the equipment does not give the time and the placing, this is determined by the judges' decision.
- 5.7.** To determine the relative order of arrival of all the heats of competition, the relative order of the times taken by the equipment is used. If more than one swimmer finishes equally placed according to the official times taken by the equipment, they are equally placed in the order of arrival of that competition. The placing of a swimmer, whose time is manually taken, is determined by comparing his time with the manual time of all swimmers in that competition.

If more than one swimmer finishes equally placed according to their official manual times, they are equally placed in the relative order of arrival of that competition. The relative placing of their heats is respected.

- 5.8.** Timekeeping with electronic starting blocks: Before each competition, tests are performed to determine the time at relay changes (10/100 second). After the relays, the Chief Judge will examine the validity of the relay changes according to this protocol.
- 5.9.** The hierarchy between timekeeping systems and classification is as such:

**5.9.1** The hierarchy between timekeeping systems and classification is as such:

- a) electronic timekeeping system with touchpads (fully automatic)
- b) electronic timekeeping system judge-operated (semiautomatic)
- c) digital watches (if there are three of them per lane)
- d) classification by finishing-judges

- 5.9.2** The results of the automatic electronic timekeeping have absolute priority. If the electronic timekeeping does not function in automatic mode, the semi-automatically obtained results are retained.
- 5.9.3** If there is no electronic timekeeping, the timekeepers' results are used for the classification (rather than the order given by the finishing judges), provided three digital stopwatches are used per lane.
- 5.9.4** If there are fewer than three digital stopwatches per lane, the decision of the finishing judges determines the classification. In this case, and if the time measured by the timekeepers does not correspond to the decision of the finishing judges and the time of the second swimmer is better than the time of the first, the arithmetic mean of the two times is attributed to both swimmers.

## **6. CHARACTERISTICS OF THE AUTOMATIC TIMEKEEPING SYSTEM**

### **6.1. THE EQUIPMENT MUST COMPLY WITH THE FOLLOWING RULES:**

- a) The starter must start it.
- b) No wires must be seen on the poolside, if possible.
- c) It must allow the visualisation of information for each swimming lane, ordered by lane and place.
- d) It must allow easy reading of the swimmers' times.
- e) All the connections of the timekeeping system shall be only with cables. Any other type of connection (Wireless, GSM or Other) is not authorized.

### **6.2. EQUIPMENT FOR THE DEPARTURE**

- a) The starter must have at his disposal a microphone for verbal orders.
- b) If an airgun is used for the start, it must have a transducer.
- c) Both the microphone and the transducer must be connected to a loudspeaker at each starting block, making it possible for each swimmer to hear equally and simultaneously the orders and the starting signal given by the starter.

### **6.3. THE ELECTRONIC PAD FOR THE AUTOMATIC EQUIPMENT.**

- a) The minimum dimensions of the electronic pads must be 2,4 meters in width and 0,9 meters high, and their maximum thickness must be not more than 0,01 meters. They must extend 0,3 meters above and 0,6 meters below the surface of the water. The equipment in each lane must be independently connected, permitting individual control. The pad surface must be coloured and must bear the markings of the extremity walls.
- b) The finishing pad should be installed in a fixed position in the centre of the lane. The pads may be portable, allowing the pool operator to remove them when there is no competition.
- c) The pad's sensitivity should be such that it can be activated by a light hand touch but not by water turbulence. The pads must be sensitive at the upper edge.
- d) The marking on the pads should conform and fit with the existing marking of the pool. A black border of 0,025 meters should exist and mark the pads perimeter and edges.
- e) The pad should preclude the possibility of electrical shocks and should have no sharp edges.

**6.4.** With semiautomatic equipment, the finish should be recorded by push buttons activated by the timekeepers at the finishing touch of the swimmer.

**6.5.** The following accessories are obligatory for a minimum installation of automatic equipment:



- a) Printout of all information that can be reproduced during a run.
  - b) Spectator scoreboard.
  - c) Estimation of the relay to 1/100 seconds (electronic starting blocks being present).
  - d) Automatic lap counter.
  - e) Readout of splits (intermediate times).
  - f) Computer summaries.
  - g) Correction of incorrect touch.
  - h) Automatic rechargeable battery operation possibility.
- 6.6. There must be a control centre, with a wide-open view of the finishing wall during all the competitions. The Chief Judge must have easy access to this control centre. At all times, the safety of the control centre must be maintained.

6.7. The scoreboard displays to the spectator the information about the events, but this visualization is not considered the official result. The classification of the events is based only on the data stored in the computer.

## **7. OPEN WATER FIELD**

- 7.1. Finswimming in open water must be defined as any competition that takes place in rivers, lakes or the sea.
- 7.2. The distance must be chosen in waters with low currents and tides. The water can be either fresh or salty.
- 7.3. During the competition, security boats must exist, not fewer than one (1) boat every ten (10) swimmers.
- 7.4. When the water temperature is below 14 Celsius it is not allowed to swim without a neoprene swimming suit. It is verified on the day of the competition, two hours before the start, in the middle of the distance at a depth of 0,40 meters. If the temperature is lower than 14 Celsius, swimmers must wear a neoprene swimming suit during the competition.
- 7.5. A certificate from the competent local authorities for hygiene and safety must ascertain that the site is appropriate for swimming.
- 7.6. During open water championships (continental and world), the maximum distance of a lap is 1km
- 7.7. A visible buoy must signal every turn and change of directions. In CMAS Championships, a floating line longer than 15 meters must join at every "turn buoy" pointing at the direction of the next buoy.
- 7.8. The distance between two consecutive buoys can not be larger than 500 meters.
- 7.9. A boat or a platform with, on-board, minimum a turn judge, must be placed at each turn of the course without disturbing the swimmer's view.
- 7.10. All equipment for the turns and every boat or platform of the turn judges must have a solid anchorage and must not be subject to the movement of tides, wind etc.
- 7.11. A finishing cone - like the following explanation map - signals the arrival:

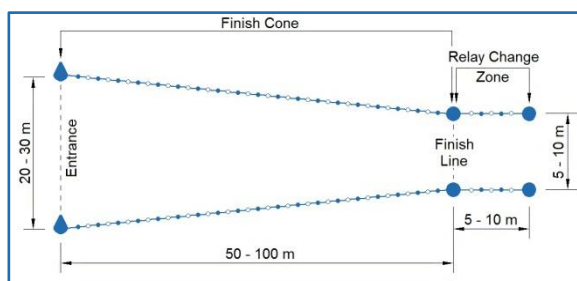


Figure 12

- 7.12. When they approach the finishing line, swimmers must enter the arrival cone, complete their course inside the cone, or be disqualified.
- 7.13. The competition field (positions of buoys, arrival cone, etc..) must be organised so as to oblige the athletes to pass through the finishing cone on each lap.
- 7.14. The relay area comprises a special 10-meter marked zone at the exit of the cone where swimmers wait for their arriving teammates. It is mandatory for the athlete who starts his course after the change of the relay to cross the relay change zone.
- 7.15. After leaving the finishing cone, the swimmers pass the relay by physical contact.
- 7.16. In the imperative necessities of security or weather reasons, the CMAS Technical Delegate can stop the race after 50% of the total distance of the event was swam. In this case, the classification when the race is stopped is the official classification.
- 7.17. If the circuit comprises several laps, the race is over in the same lap as the winner. When the first swimmer crosses the finishing line, all other swimmers end their race when they cross the line even if they are at one of several laps behind the winner. (The judges must indicate the end of the race clearly, explaining it in advance).
- 7.18. Only the swimmers in the same lap as the winner are classified with time. The others are classified in the order of arrival and number of laps missing.
- 7.19. For races over distances exceeding 10 km, the organiser must offer water and calorific drinks to the swimmers every 3 km ( $\pm 1$  km). The swimmers may prepare their provisions and place them at the provisioning points set by the organiser. If the provisioning takes place out of the water, in a fixed platform, the swimmer may touch the platform and mount it if he wishes to change his equipment. Whenever a swimmer comes out of the water, he must restart in the same spot he left the water.

## 8. **COMPETITION PROCEDURE**

### 8.1. SWIMMING-POOL EVENTS

#### 8.1.1 **Composition of the heats**

8.1.1.1 The starting positions for all events must be decided in the following manner: the best times in competition of all registered swimmers during the last 12 months, before the deadline for entry to the competition, must be submitted on the entry form. The swimmers will be placed on a list in order of increasing time. The swimmers who do not submit their time will be considered as the slowest and will be placed at the end of the list. The placement of swimmers with identical times (of those without time) will be determined by drawing lots. The swimmers will be placed in lanes following the procedures below.

8.1.1.2 **Races with time classification (direct final):** The allocation of the lanes is carried out so that the fastest swimmer or the fastest team is placed in the centre lane if there is an odd number of lanes. For swimming pools with an even number of lanes, the fastest swimmer gets the lane to the right of the middle lane. The swimmer with the second fastest time is placed on his left. The other swimmers take alternate places to the right and left. The same placing procedure

is applied to every subsequent heat. When 50 m (or nautical mile i.e. 1850 m) events are swam in 50 m pools the start may take place either at the starting or at the turning end.

**8.1.1.3 Races with preliminary heats:** Swimmers should be placed in the preliminary heats according to the entry times as follows:

- a) The organiser determines the number of heats according to the number of participants and the number of pool lanes.
- b) If there is only one heat, it must be distributed as a final and should take place only when finals are planned.
- c) If there are two heats, the fastest swimmer must be placed in the second heat, the following in the first, the following in the second, the following in the first etc.
- d) If there are three heats, the fastest swimmer is placed in the third heat, the following fastest swimmers in the second, and the next fastest in the first. The fourth-fastest swimmers are placed in the third heat, the fifth-fastest in the second heat and the sixth fastest in the first heat, the seventh fastest in the third heat, etc.
- e) In each heat, the lanes are attributed following the procedure described in 8.1.1.2.
- f) If there are four or more heats, the last three heats of the event are seeded according to the above rules (point d.). The heats preceding the last three are seeded following 8.1.1.2.

**8.1.1.4 Semi-finals and finals:** When the preliminary heats have taken place, the lanes for the semi-finals and/or the final are determined based on the time obtained in the preliminary heats following the above point 8.1.1.3.c).

**8.1.1.5** When a swimmer or a team does not wish to participate in a semi-final or a final (**A** or **B**), the swimmer or the team following the classification are admitted on replacement. The allocation of lanes for the semi-final or the final is computed again, and new starting lists are published.

**8.1.1.6** When there are two or more heats in an event, there shall be a minimum of three swimmers seeded in any heat (but subsequent withdrawals may reduce this number to less than three). **This does not apply for races where there are slow and fast heats: the fast heat must be complete.**

## 8.1.2 Start (swimming-pool)

### 8.1.2.1 Prestart

- a) Swimmers must put on their caps and goggles in the waiting room so that they just have to put on their fins or Monofin once on the poolside.
- b) Coaches and accompanying persons are not allowed to circulate on the poolside, lest they be excluded from the area reserved for swimmers.
- c) Only the chief Judge can allow the coach to intervene in case of a technical problem.
- d) If a swimmer arrives later in the waiting room after, the Chief Judge has decided that the swimmers of the heat must go to the starting zone on the pool deck, he won't be authorised to access the pool deck and can't start.

### 8.1.2.2 Presentation of athletes before starting procedure

The procedure for the presentation of athletes is is described in 12.11.

### 8.1.2.3 Starting procedure

- a) The starting dive must be made from a starting block.
- b) At the beginning of each event, the chief Judge must signal to the swimmers by "a series of brief whistles", to take off all clothes except for the bathing suit, put on the fins or Monofin. Then, the swimmers have a maximum of one minute and fifteen seconds (1'15") to get ready.
- c) An oversized watch is placed on both sides of the swimming pool to be easily visible to the swimmers.
- d) By "a long whistle", made by the Chief Judge, the swimmers take position on the starting blocks. At the long whistle of the chief Judge, the swimmers get on the starting block. If they wish, the swimmers may already stand on the starting blocks. The swimmers and the officials are ready for the start. The chief Judge gives a signal to the starter, with the arm stretched to indicate that the swimmers are under the control of the starter. Until the start is given, the arm must remain stretched.
- e) On the starter command "take your marks" (or "à vos marques" or "preparados"), the swimmers take up immediately a starting position and standstill. The position of the hands is free. When all swimmers are stationary, the starter gives the starting signal.
- f) When one or more swimmers dive or move before the starting signal is disqualified. If the starting signal has been given before announcing any disqualification, the race continues, and the swimmers who have anticipated are disqualified at the end.
- g) If the disqualification is announced before the starting signal, then the signal must not be given, the swimmers who remain in the race are recalled, and the starter gives again the starting signal (point d and e).
- h) The decisions of the starter or the chief Judge about false starts are definitive.

### 8.1.3 General rules (swimming-pool)

**8.1.3.1** For distances above 400 meters, the judges must inform the swimmers of the last length (100 meters) left by immersing a board of bright colour of minimum dimensions 20 centimetres x 30 centimetres. If it is impossible, for technical reasons, to make this signal at the starting end of the pool. This must be done by the Turning Judges at the turn end, when 150 meters are left in the race (this information has to be communicated during the Technical Meeting).

**8.1.3.2** Swimmers who drop out of the competition must leave the water following the instructions of the judges. They must do the same when the race is over.

**8.1.3.3** In all races, swimmers must, at each turn, make physical contact with a part of the body or the equipment at the end of the pool. (Not the tank, 2.2.3.6)

**8.1.3.4** At the relay races, a team is disqualified if the feet or the fins of the following starting swimmer have already left the starting block before the arriving swimmer has touched the wall of the pool; the team isn't disqualified if the starting swimmer notices his mistake and returns to the wall and starts again. It's not necessary to climb on to the starting block.

**8.1.3.5** For relay races, the swimmers' names and their starting order must appear in a list submitted to the results office before starting the session. The composition of mixed relays is with two (2) males and two (2) females and the starting order is man-woman-man-woman. Any change in the fixed starting order leads to disqualification.

**8.1.3.6** It's possible to change the composition of the relay teams between the



qualifying heats and the final.

**8.1.3.7** Having completed his part of the relay, the swimmer must remain in his lane (at about 1 meter distance to the electronic touchpad) until the judges instruct him to leave the pool.

#### **8.1.4 Disqualification**

**8.1.4.1** If a swimmer, who participated in a final, is disqualified, his position must be given to the swimmer who finished immediately after him. All swimmers classified following him in the final must be advanced by one place. If the disqualification occurs after the awards ceremony, the awards (medals and diplomas etc.) must be given back and handed over to the appropriate swimmers applying the above criteria.

**8.1.4.2** Any swimmer crossing his lane or who hinders another swimmer by any other means is disqualified. If this behaviour is intentional, the chief Judge must report the matter to the CMAS Technical Delegate and the swimmer's national federation.

**8.1.4.3** It is forbidden to exit over the electronic touchpads. If a swimmer does go out in this way, he is disqualified.

**8.1.4.4** It's forbidden for the swimmers, who have finished their relay, to enter the water before the end of the race (before the arrival of the last team). No strict respect for these points disqualifies the relay team.

**8.1.4.5** The swimmer who loses part of his equipment, fin(s), snorkel, breathing apparatus during the race (SF, AP, IM, and BF) is disqualified on arrival (except for athletes concerned by point 2.4. above, Master's Competition).

**8.1.4.6** Photos and videos obtained through a system or a device not homologated by CMAS will not be taken into account. The same applies to photos and videos obtained by an equipment already installed in the swimming pool if the said equipment has not been homologated by CMAS.

#### **8.1.5 Withdrawal**

**8.1.5.1** In all competitions, a swimmer or a team not wishing to take part in the final or semi-final or swim off for which s/he had qualified must announce his withdrawal within 30 minutes following the announcement of the qualifying finalists. The swimmer is replaced by the swimmer or team, having qualified one place immediately behind him.

**8.1.5.2** Except for the cases covered by point 8.1.5.1. and except for a withdrawal communicated during the technical meeting, for every non-participation in the heat of an event during a CMAS Championship, the federation of the absent swimmer is liable for a fine of € 100.

**8.1.5.3** Except for the cases covered by point 8.1.5.1., for every non-participation in a semi-final or final event during a CMAS Championship, the federation of the absent swimmer is liable for a fine of € 250 and the swimmer is not allowed to participate in any event of the same session.

#### **8.1.6 Swim-off**

**8.1.6.1** If in the same event, several swimmers touch the wall simultaneously, they are awarded the same rank in the official record. This rule is equally valid for identical times at a 1/100 of a second achieved in different heats.

**8.1.6.2** If a decision must be taken regarding a semi-final or a final qualification, the best result of a classification race (swim off) that determines which swimmer

will be qualified.

**8.1.6.3** Such a swim-off can take place not less than one hour after the swimmers involved have completed their heat.

**8.1.6.4** When swimmers have identical times, but the order has been decided by the finishing Judge or by the Chief Judge, the decision on this order also determines the qualification to the finals.

**8.1.6.5** The swimmer who is not participating in the swim-off for the final **A** is automatically placed in the 9th place (given 8 lanes) and participates in final **B**. In the case of a swim-off for final **B**, the absent swimmer is automatically classified 17th. This place is kept even when there is a disqualification of a swimmer in final **B**.

### **8.1.7 Classification and disqualification**

**8.1.7.1** If a swimmer is disqualified during or after an event, the disqualification must be recorded in the official protocol, but no time or place shall be recorded.

**8.1.7.2** In a final **A**, the swimmer is classified 8<sup>th</sup> and 16<sup>th</sup> for a final **B**.

**8.1.7.3** If there is a disqualification in a relay, the time of the first swimmer must be recorded in the official protocol (unless he is the one who committed the infraction).

## **8.2. OPEN WATER EVENTS**

**8.2.1** For the starts, there are two possible choices to be decided at the deadline of registrations and depending on the number of registrations. There are either 5 minutes difference between the senior's and junior's starts, or the races take place one after the other.

**8.2.2** All open water events start in water with enough depth that allows swimmers to swim as soon as the starting signal is given.

### **8.2.3 Starting Procedure**

**8.2.3.1** When the starting order is drawn by lots, the drawing must be made public by the board of judges.

**8.2.3.2** Swimmers must be placed on a starting line perpendicular to the swimming direction.

**8.2.3.3** The chief Judge announces the start "15 minutes" before it, then again "5 minutes" before it. He then signals that the competition is under the starter's orders.

**8.2.3.4** The starter must be clearly visible to all the swimmers.

**8.2.3.5** The starter announces the start "one minute" before, then again "30 seconds" before. At the same time, the thirty (30) seconds are signalled by an audible and visual signal (rising of the flag).

**8.2.3.6** The counting of the last ten seconds is strictly forbidden. The starter gives the starting signal directly.

**8.2.3.7** The starting signal must be both audible and visible (lowering the flag).

**8.2.4** During Finswimming competitions in open water, security and escort boats must be kept outside the area reserved for the competition so as not to obstruct swimmers.

**8.2.5** For the relay races, the swimmers' names and their starting order must appear in a list submitted to the Chief Judge by the team leader while he receives the num-



bers of the swimmers.

## **9. BOARD OF JUDGES AND COMPETITION MANAGERMENTS**

### **9.1. CMAS TECHNICAL DELEGATE**

Look at Chapter BODIES OF CONTROL DURING THE COMPETITION of Procedures and Obligations.

### **9.2. THE BOARD OF JUDGES**

The board of judges is set up by the organisers. The judges are entirely responsible for the preparation and staging of the event. The Board composition depends on the nature of the competition. In pool events, the composition of the panel of judges is as follows:

- one Chief Judge
- one Chief Secretary
- one Starter
- one Prestart Judge
- one Chief Timekeeper
- one (if electronic timekeeping is fully automatic) to three Timekeepers per lane
- two Finish Judges
- two Style Judges
- two to eight Turning Judges (eight Turning Judges are obligatory if 4x50 relay is in the program of competition)
- one Speaker
- one Master of Ceremonies
- one Doctor.

#### **9.2.1 The Chief Judge**

He has complete control and authority over all officials. He must approve their assignment and give them ~~the~~ instruction about the particular rules of the championship. He is responsible for the technical conditions of the competition and for ensuring compliance with the prevailing safety regulations. His rights and duties are the following:

- a) He must the duty to check the entry forms and the starting order.
- b) He must the duty to enforce CMAS regulations and decisions and resolve all matters about the actual organisation of the competition when the rules do not provide a solution.
- c) He decides the place of all judges for the perfect staging of the event. He may at any time replace a judge if the original Judge does not correctly fulfil or is incapable of fulfilling his tasks or is absent. He can nominate additional judges if he values it necessary.
- d) The Chief Judge authorises the Starter to proceed with the start. Beforehand he must make sure that all members of the board of judges are ready.
- e) Independently from the Starter, he can decide whether there has been a false start or not.
- f) He must make sure that the equipment and apparatus necessary for the staging of the event are available in good time.
- g) During competitions in open water, he is responsible for the accurate positioning of the course according to the plans published in the bylaws for these competitions.
- h) He decides on the deployment of boats, the security and radio communication.
- i) The organiser must put enough assistants at his disposal to allow him to fulfil

his tasks without difficulty.

- j) The Chief Judge can disqualify any swimmer for any violation of the rules that he observes. The Chief Judge may also disqualify any swimmer for any violation reported to him by other authorised officials. All disqualifications are subject to the decision of the Chief Judge.
- k) At the end of the event, after a quick consultation with other judges, he validates the results and forwards them to the chief secretary. After this validation, the results are considered as official.
- l) He is responsible for appointing the finalists, semi-finalists and publication of the results (with his signature and time as validation).

### 9.2.2 The Chief Secretary

- a) He prepares all administrative material and the documentation needed for the competitions.
- b) He appoints ~~the~~ deputy secretaries and directs their work.
- c) He must control the withdrawal after the heats ~~or finals~~.
- d) He is responsible for handing the timekeeper's forms to the poolside secretary.
- e) He supervises the work of drafting the minutes of the technical meetings.
- f) After the end of the competition, he prepares the final protocol.
- g) With the authorisation of the Chief Judge, he gives information on the competitions to the press if there is no particular press office.
- h) He is responsible for verifying the competition results given by the computer or the times and classification given by the Chief Judge.
- i) He verifies the results ~~and~~ ratifies new records, and inserts them into the protocol.
- j) He must make sure that the decisions of the Finishing Judges and the Chief Judge are inscribed in the official protocol.
- k) He coordinates the electronic timekeeping which is operated by qualified technicians.
- l) He controls the official protocol, writes time at the bottom if this is not automatically printed, signs it and forwards it to the Chief Judge for signature.
- m) He transmits to the Speaker the results concerning finals and awards ceremonies.
- n) The chief of the result office must give the official protocol and the results to the secretary only after approval by the Chief Judge. The results must be posted on the information's panel of the competition immediately after signatures.

### 9.2.3 The Starter

- a) He has complete authority over the swimmers from the moment the Chief Judge has handed over the control of the race to him and until the start of the race.
- b) The Starter must indicate to the Chief Judge any swimmer who delays the start ~~and~~ refuses to respect an order or behaves incorrectly during the starting procedure. Only the Chief Judge can disqualify this swimmer for unsporting behaviours. This kind of disqualification is not considered a false start.
- c) He has the right to decide whether the start is correct or not, provided that the Chief Judge agrees.
- d) The Starter can anticipate the start when he judges that a swimmer exaggeratedly delays taking up his starting position.

- e) The position of the Starter when he gives the starting signal must be on the side of the pool about five meters from the extremity walls. The Timekeepers and all participants should be able to hear him.
- f) He coordinates the evacuation of the pool at the end of each event.

#### **9.2.4 The Prestart Judge**

- a) He must call the participants in due time for each of the events.
- b) He must signal to the Chief Judge all violations noticed related to the absence of a swimmer.
- c) He must check if the equipment complies with the rules and if the participants are ready to start.
- d) He leads the swimmers to the starting point. Assistants may perform this task.

#### **9.2.5 The Chief of Timekeepers**

- a) He assigns the lanes to the Timekeepers. He is responsible for substituting the Timekeepers whose stopwatch failed during the event or who, for any reason, cannot measure the time.
- b) Together with the Timekeepers, the Chief of Timekeepers checks and approves the reliability of the stopwatches in use.
- c) He receives, from all Timekeepers, the timing cards, and checks the entries and stopwatches if necessary.
- d) He records and checks the official time of the timing card for each swimmer.
- e) He supervises the activity of each Timekeeper and controls the times himself. He passes on the times recorded for each swimmer to the poolside secretary.

#### **9.2.6 The Timekeepers**

- a) They record the times of the swimmers for whom they are responsible. They use stopwatches approved by the Chief Timekeeper or Chief Judge.
- b) At the signal for the start, the Timekeepers start their stopwatches and stop them when the swimmer has touched the finishing pad. Immediately after the event, they must write the time displayed by their stopwatches on the timing card, which they hand over to the Chief Timekeeper. At the same time, they show their stopwatches for control.
- c) They must not reset their stopwatches to zero before the Chief Timekeeper or Chief Judge tells them "stopwatches to zero".
- d) They are responsible for the recording of the intermediate times in races of more than 100 meters distance.
- e) Their task is also to check that the turns and the finish comply with the rules.
- f) They supervise the relay procedure.

#### **9.2.7 The Finish Judges**

- a) There are two or more Finishing Judges.
- b) They are positioned on each side of the pool directly over the finishing line from where they can have at all times a good view of the swimming lane and the finishing line.
- c) They establish the classification of the swimmers, and they hand it over directly to the results office.
- d) They are not allowed to be Timekeepers in the same event.
- e) The Finishing Judges' decisions take precedence over the classification given by the manual stopwatches only if there are fewer than three digital stopwatches per lane. They cannot be appealed if they are unanimous. If the Fin-

ish Judges' decisions are not unanimous, the Chief Judge decides on the placing. The protocol must then bear the mention 'CJD' (Chief Judge decision) next to the time.

### 9.2.8 The swimming Style Judges

- a) There are two swimming Style Judges (swimming pool) and more for the open Water competition.
- b) They are positioned one for each side of the pool.
- c) They must check that the rules for swimming style are observed.
- d) They must check if the swimmers respect the 15 m zone after the start and after each turn beyond which immersion is prohibited.  
Assistants may perform this control
- e) They must report all violations on their cards, sign them, specify the event, the number of the lane, and the specific infraction. These cards are immediately handed to the Chief Judge.

### 9.2.9 The Turning Judges

- a) They are nominated for each lane by the Chief Judge.
- b) They must check whether the swimmer has carried out his turn according to the rules.
- c) In individual events of 800 and 1500 meters, each Turning Judge at the extremity of the pool may be told to inform the swimmers of the last 150 meters (§ 8.1.3.1).
- d) They must report all violations on their cards, sign them, specify the event, the number of the lane, and the specific infraction. These cards are immediately handed to the Chief Judge.
- e) They supervise the relay procedure for the 4x50 m.

### 9.2.10 The Speaker

- a) He has the task to call the swimmers and teams and to introduce them to the spectators.
- b) He must announce the results if there is no spectator scoreboard.
- c) He must give information about the competition to make the event exciting, and he must also announce new records.
- d) He is responsible for the announcement of all disqualifications.

### 9.2.11 The Master of Ceremonies

- a) The Master of ceremonies prepares beforehand the medals, flowers and other awards.
- b) He is in charge of the arrangements of the awards podium, the national anthems, the flags and organises the ceremony for the medal's presentation.
- c) He calls and gathers the swimmers, the officials, and the medals' carriers in the appropriate order for the protocol ceremony.

### 9.2.12 The Doctor

- a) He's a member of the board of judges.
- b) He ensures the supervision of the medical control. The presence of at least one doctor at all Finswimming events is compulsory.
- c) He's responsible for all sanitary, hygienic and medical questions (helps in case of danger, assists with preparing the time plans, menus, the sanitary control of accommodations, control of the medical health certificates, doping tests, etc.)

- d) Before each competition, he must check the functioning of the necessary medical equipment.
- e) A medical control can be carried out at any time during the competition.

### 9.3. JUDGES' DECISION MAKING

Judges shall decide autonomously and independently of each other unless otherwise provided in the CMAS Finswimming Rules.

### 9.4. COMPETITION MANAGEMENT

#### 9.4.1 Competition Director

- a) He is appointed by the Organizing Committee.
- b) He represents the competition organising committee.
- c) He's responsible for organising and for the logistic matter during the competition.
- d) He works in close collaboration with the Chief Judge and the CMAS Technical Delegate.

## 10. **FINSWIMMING RECORDS**

### 10.1. GENERALITIES CONCERNING HOMOLOGATION OF RECORDS

Records are homologated exclusively by CMAS under the following conditions.

**10.1.1** The length of the pool must be 50 meters, ratified and confirmed by the national federation.

**10.1.2** Electronic Automatic Officiating Equipment must report times at 1/100 second. The printout of the Electronic time must be attached to the application.

**10.1.3** Applications for Records must be made on the CMAS official forms (see the appendix) by the responsible authority of the organising or management committee of the competition. They must be signed by the Chief Judge, certifying that all regulations have been observed.

#### 10.1.4 Exaequo

Times equal to 1/100 of the second are ratified as equal records, and the swimmers achieving these equal times are called "Joint Holders". In case of a tie in the first place in a record-setting race, each swimmer who tied shall be considered a winner.

#### 10.1.5 **USA specification**

The swimming pool specifications and the rules governing swimming pool events in the USA are different from the ones stipulated by CMAS for the rest of the world. As a consequence, only USA national records (which come under the responsibility of the US National Federation) can be certified when a competition is held in a swimming pool with USA certification.

### 10.2. DISCIPLINES, CATEGORIES AND DISTANCES

CMAS recognises today the following records for these disciplines

#### 10.2.1 Types of records

- Mono-fin in swimming pool
- Bi-fin in swimming pool.

#### 10.2.2 Categories

Records will be homologated in the following categories:



- All Master's categories. Records are homologated in the related category of the athlete only for the distances registered in the CMAS Master Championships and established during a CMAS Master Championship or Master World Cup. Establishing a record in a category different from that of the athlete is not possible regarding point 2.1.7.1.
- Senior Women
- Senior Men
- Junior Women
- Junior Men

### 10.2.3 CMAS recognises and homologates the following records only

- World records
- Continental records
- World championships records
- Continental championships records
- Records of the games
- World Games Records
- University Records

### 10.2.4 Surface Finswimming (SF)

- 50 m
- 100 m
- 200 m
- 400 m
- 800 m
- 1500 m

### 10.2.5 Relays

- 4x50 m SF Mixed, Men and Women
- 4x100 m SF Men and Women
- 4 x 200 m SF Men and Women
- 4x100 m SF Mixed (only for University Championships)
- 4x100 m BF Mixed
- 4x100 m SB Mixed
- ~~4x50 m BF Mixed (only for FISU and Masters Championships)~~

### 10.2.6 Apnoea Finswimming (AP)

- 50 m

### 10.2.7 Immersion Finswimming (IM)

- 100 m
- 200 m
- 400 m

### 10.2.8 Bi-Fins (BF)

- 50 m
- 100 m
- 200 m
- 400 m



### 10.3. PARTICULAR RULES FOR RELAYS AND INTERMEDIATE DISTANCES

#### 10.3.1 Relay

The members of a relay team must be of the same nationality.

Should the first swimmer in a relay team complete his distance in record time under the provisions of this subsection, his performance shall not be nullified by any subsequent disqualification of his relay team for violations occurring after his distance has been completed.

#### 10.3.2 Intermediate distances

If a swimmer in an individual race breaks a World or Continental Record over an intermediate distance, this performance is recognised as a new record. If the first swimmer of a relay breaks a World or Continental Record of ~~the~~ 50 m, 100 m or 200 m, this performance is recognised as a new record.

### 10.4. RECORDS

All details concerning the homologation of records are given in the Procedures and Obligations CMAS document.

### 10.5. WORLD CHAMPIONSHIPS RECORDS / CONTINENTAL CHAMPIONSHIPS RECORDS / WORLD GAMES RECORDS

If the best time registered in the past events is broken during these events, this time is registered as a new record of the event as long as the requisites written in these rules are encountered.

### 10.6. NATIONAL RECORDS

The national records are recognised by CMAS provided they are officially communicated to CMAS by the federation and as long ~~er~~ as the time of the record is not smaller than the CMAS World and/or Continental record.

### 10.7. MISCELLANEOUS

**10.7.1** Only one record can be registered by calendar date.

**10.7.2** The championships results for which an electronic control of the time is not possible are considered «**Best performance**».

## 11. APPENDIX CMAS FINSWIMMING RULES

### 11.1. STARTING SETTING

**11.1.1 Direct Final** (8.1.1.2.): Allocation of lanes in a swimming pool with 8 lanes. All participants are divided into 8 swimmers and distributed following the table below (1=fastest entry time, 2= second entry time, 3= third entry time ... and so on).

Lane	1	2	3	4	5	6	7	8
...and so on	...	...	27	25	26	28	...	...
Last heat - 2	23	21	19	17	18	20	22	24
Last heat - 1	15	13	11	9	10	12	14	16
Last heat	7	5	3	1	2	4	6	8

**11.1.2 Qualification Heats** (8.1.1.3.): Allocation of lanes ~~for~~ in a swimming pool with 8 lanes for 37 participants. For the last three heats, the swimmers are distributed according to the following table.

For the previous heats, the allocation of lanes are same as 11.1.1.

Lane	1	2	3	4	5	6	7	8
Last heat - 4	...	37	35	33	34	36	...	...
Last heat - 3	31	29	27	25	26	28	30	32
Last heat - 2	21	15	9	3	6	12	18	24
Last heat - 1	20	14	8	2	5	11	17	23
Last heat	19	13	7	1	4	10	16	22

## 11.2. CMAS OFFICIAL FORMS

All CMAS official forms are available in the "CMAS Procedures and Obligations" documents.

## 11.3. INTERNET

<https://www.cmas.org/finswimming/how-to-regulations.html>

## 11.4. BI FINS CERTIFIED

Appendix 1 concerning point 2.5.2

## 11.5. SWIMSUITS

Appendix 2 concerning point 2.5.3.5.

## 11.6. WORLD GAMES

Appendix 3 concerning point 3.9.1

## 11.7. MONOFINS CERTIFICATION

Appendix 3 concerning point 2.5.1.4

## 11.8. The organisation of the Elimination Race

Appendix 5 concerning point 3.4.4.1

## 11.9. The CMAS Finswimming Events Programs

Appendix 6

## 11.10. PRESENTATION OF ATHLETES BEFORE STARTING PROCEDURE

For point 8.1.2.2, the procedure of the presentation of athletes is as follows:

### a) Heats

- When the swimmers arrive on the pool deck, they sit down on the corresponding chair and wait for the presentation by the speaker of each swimmer. The swimmer must stand up, sign with a hand when his name is announced by the speaker, and sit down again waiting for the chief Judge's signal.
- During CMAS championships and World Cups, it's possible to pass this step and directly begin the starting procedure. In this case, this information is given during the technical meeting.

### b) Final

- For the finales during CMAS Championships, the speaker announces the swimmers who stay in the prestart room one by one. The presentation order is by the lane number (alternative descending based on times realised during the heats, from the 8th time to the athlete who realised the best time).
- The swimmers go one by one to the pool deck when their names are announced.
- When the swimmer arrives on the pool deck, he sits down on the corresponding chair, and waits for the end of the presentation and the chief Judge's signal.

\*\*\*\*\* End of document \*\*\*\*\*



CMAS